



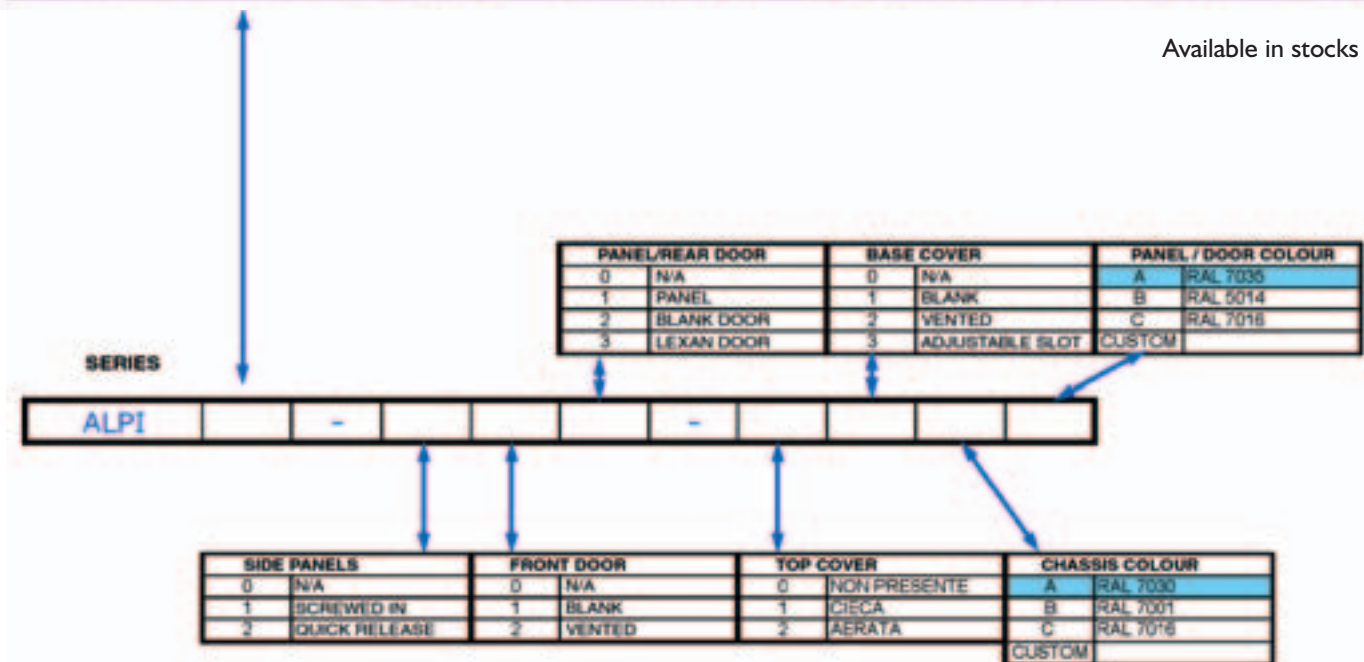
19" RACK CABINETS



19" RACK CABINET CONFIGURATOR

CABINET SIZES								
DEPTH	HE	CODE	DEPTH	HE	CODE	DEPTH	HE	CODE
500	13	01	600	13	13	800	13	37
500	16	02	600	16	14	800	16	38
500	20	03	600	20	15	800	20	39
500	24	04	600	24	16	800	24	40
500	28	05	600	28	17	800	28	41
500	32	06	600	32	18	800	32	42
500	36	07	600	36	19	800	36	43
500	40	08	600	40	20	800	40	44
500	42	09	600	42	21	800	42	45
500	44	10	600	44	22	800	44	46
500	45	11	600	45	23	800	45	47
500	47	12	600	47	24	800	47	48

Available in stocks



 Standard colour range.

Code example: **ALPII9-121-13AA** stands for a cabinet composed as follows:

Depth 600 36HE, side panels fixed with screws, Lexan FRONT door, BACK cover, Blank top cover, Bottom cover with adjustable slot, chassis colour RAL7030, panel/door colour RAL7035 (please note: chassis and bottom/top covers come in the same colour).

ALPI SERIES 19" RACK CABINET

CABINET CHASSIS

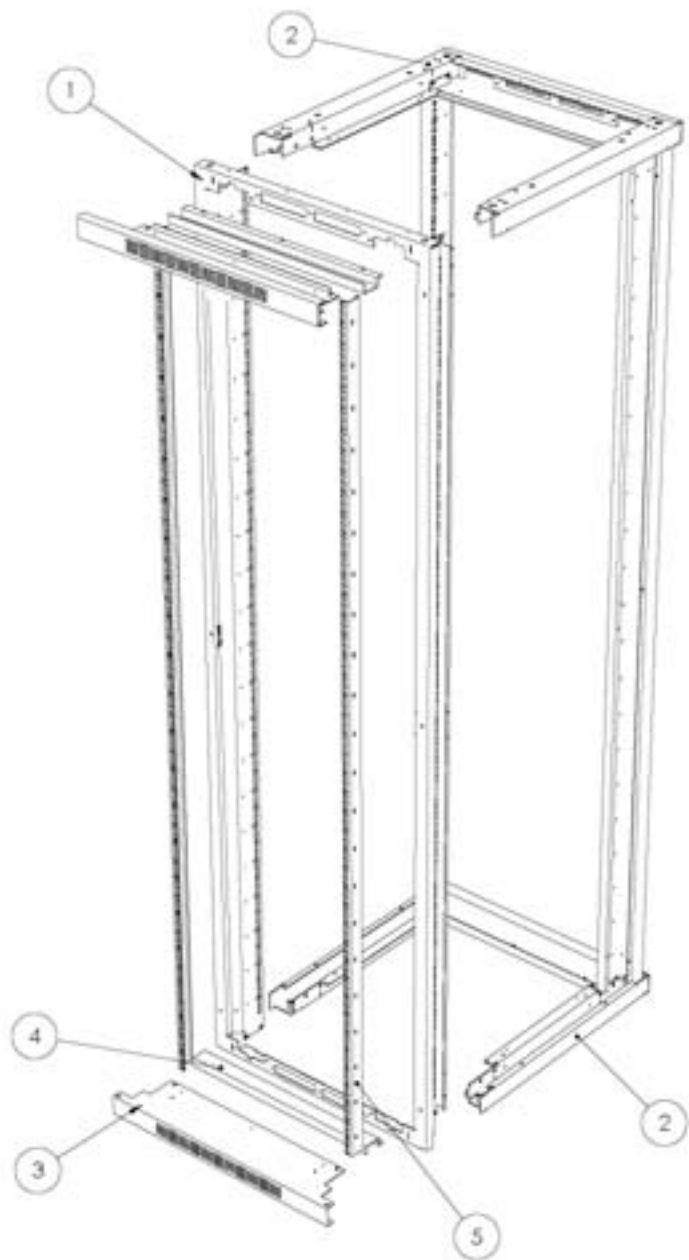


Cabinet chassis composed of 2 one-piece® press-formed load-bearing frames (pos. 1). 4 steel depth crossbars. The base chassis comes with 4 bottom and top masks (pos. 3), 4 brackets for door limit stop and 2 19" RACK mounting profiles with IEC 297-1 compatible drill step.

Each element, fixed or removable, includes grounding kit.

ASSEMBLY

- ① FRAMEWORK
- ② DEPTH CROSSBAR
- ③ FRONT MASK
- ④ CLOSING BRACKET
- ⑤ 19" RACK MOUNTING PROFILE



ALPI SERIES 19" RACK CABINET

CHASSIS

Sizes

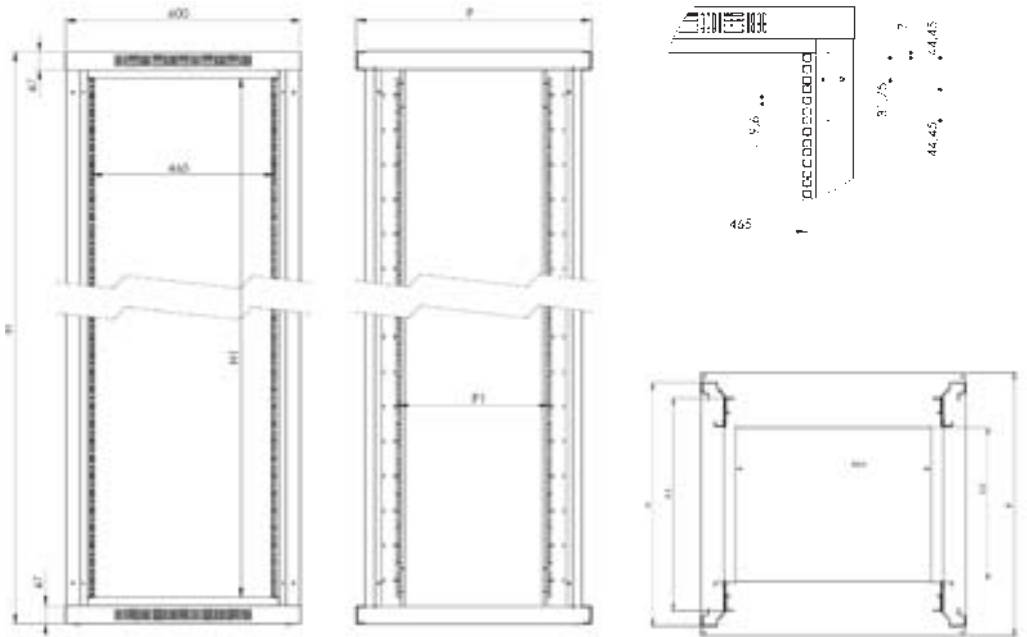
D	600	800
DI	384	584

HE	H	HI	
20	1023	889	Available in stocks
24	1201	1067	Available in stocks
28	1379	1245	
32	1557	1423	
36	1734	1600	Available in stocks
40	1912	1778	
42	2001	1867	Available in stocks
44	2090	1956	
47	2224	2090	

D	A	A1	A2
600	554	484	350
800	754	684	550

Chassis Code

HE	D600	D800
20	ALPI 15-000-00A	ALPI 39-000-00A
24	ALPI 16-000-00A	ALPI 40-000-00A
28	ALPI 17-000-00A	ALPI 41-000-00A
32	ALPI 18-000-00A	ALPI 42-000-00A
36	ALPI 19-000-00A	ALPI 43-000-00A
40	ALPI 20-000-00A	ALPI 44-000-00A
42	ALPI 21-000-00A	ALPI 45-000-00A
44	ALPI 22-000-00A	ALPI 46-000-00A
47	ALPI 24-000-00A	ALPI 48-000-00A




Chassis and relevant covers 500 – 700 – 900 deep are produced upon request.

All surfaces are treated with epoxy powder paint and have a textured finish; standard colour is RAL7030.

DOORS AND COVERS

All doors and covers are treated with epoxy powder paint and have a textured finish, standard colour is RAL7035.



Blank door

with handle and lock.
Can be fitted front and back.
STANDARD opening is on the left (as shown). The relevant kit includes screws four mounting and grounding connection

Blank door

HE	CODE
20	AKB0003
24	AKB0004
28	AKB0005
32	AKB0006
36	AKB0007
40	AKB0008
42	AKB0009
44	AKB0010
47	AKB0012



Lexan door

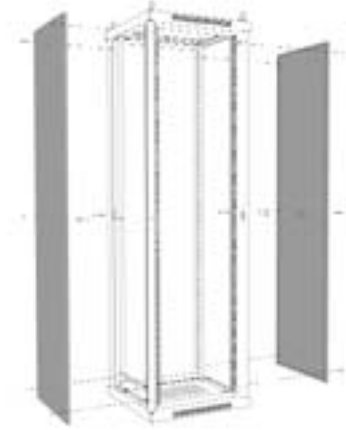
with handle and lock. Can be fitted front and back.
STANDARD opening is on the left (as shown). The relevant kit includes screws four mounting and grounding connection

Lexan door

HE	CODE
20	AKB0020
24	AKB0021
28	AKB0022
32	AKB0023
36	AKB0024
40	AKB0025
42	AKB0026
44	AKB0027
47	AKB0029

DOORS AND COVERS

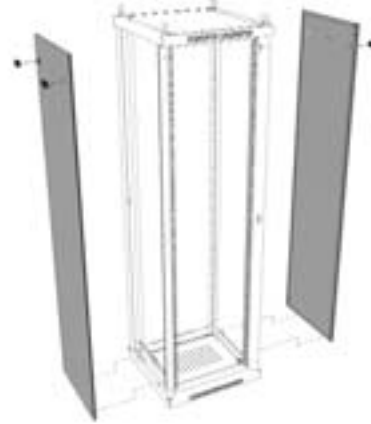
All doors and covers are treated with epoxy powder paint and have a textured finish, standard colour is RAL7035.



Side cover fixed with screws

The relevant kit includes screws for mounting and grounding accessories

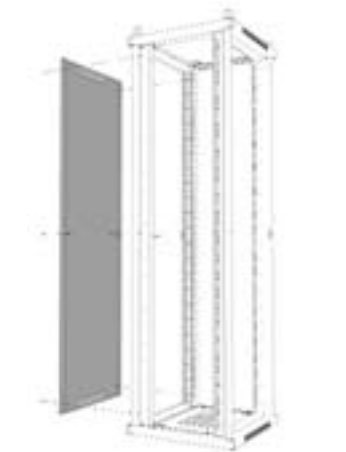
HE	D600 Cod.	D800 Cod.
20	AKA0020	AKA0054
24	AKA0021	AKA0055
28	AKA0022	AKA0056
32	AKA0023	AKA0057
36	AKA0024	AKA0058
40	AKA0025	AKA0059
42	AKA0026	AKA0060
44	AKA0027	AKA0061
47	AKA0029	AKA0063



Quick release side cover

The relevant kit includes screws for mounting and grounding accessories

HE	D600 Cod.	D800 Cod.
20	AKA0121	AKA0155
24	AKA0122	AKA0156
28	AKA0123	AKA0157
32	AKA0124	AKA0158
36	AKA0125	AKA0159
40	AKA0126	AKA0160
42	AKA0127	AKA0161
44	AKA0128	AKA0162
47	AKA0130	AKA0164



Blind back cover

The relevant kit includes screws for mounting and grounding accessories.

A removable area has been designed at the bottom and at the top to fit cables through

HE	Code
20	AKC0003
24	AKC0004
28	AKC0005
32	AKC0006
36	AKC0007
40	AKC0008
42	AKC0009
44	AKC0010
47	AKC0012



Blind top cover

The relevant kit includes screws for mounting

D	Code
600	AKD0002
800	AKD0004



Vented top cover

The relevant kit includes screws for mounting

D	Code
600	AKD0011
800	AKD0013



Blind bottom cover

The relevant kit includes screws for mounting

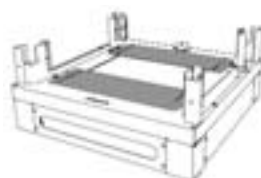
D	Code
600	AKE0002
800	AKE0004



Vented bottom cover

The relevant kit includes screws for mounting

D	Code
600	AKE0011
800	AKE0013



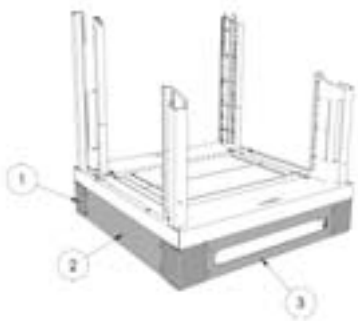
Bottom cover with adjustable slot

The relevant kit includes screws for mounting

D	Kit Code
600	AKE0021
800	AKE0023

COMPLEMENTS AND ACCESSORIES

Cabinet leveller



- ① **Angular foot**
The kit includes 4 angular feet and screws for mounting

Code
AKW0008

- ② **Side panel**

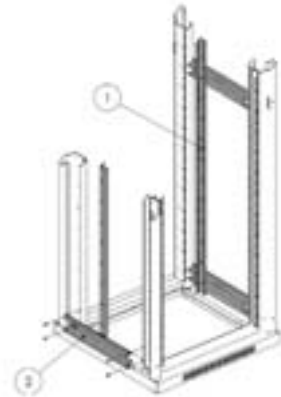
D	Code
600	AKW0010
800	AKW0012

- ③ **Front/Back panel**

Design	Code
blank	AKW0015
cable duct	AKW0016
cable duct + brush	AKW0017

The relevant kit includes screws for mounting

Rack mounting profile and side crosspiece



- ① **Rack mounting profile and side crosspiece**
The kit includes two mounting profiles and screws for mounting
Material: Aluzinc

HE	Code
20	MNT9020
24	MNT9024
28	MNT9028
32	MNT9032
36	MNT9036
40	MNT9040
42	MNT9042
44	MNT9044

- ② **Side crosspiece**
Single piece with screws for mounting
Material: Aluzinc

D	Code
600	SUI9601
800	SUI9801

Fixed rails and 19" intermediate shelf



- ① **Fixed rails (the pair)**
The kit includes screws for mounting
Material: Aluzinc

Max load carrying capacity: 50kg
(evenly distributed on the pair)

D500-D700 e D900 on request

D	Code
600	SST9600
800	SST9800

- ② **19" Intermediate shelf**
The kit includes screws for mounting
Material: Aluzinc

Max load carrying capacity: 50kg
(evenly distributed on the pair)

D500-D700 e D900 on request

D	Code
600	RIP9600
800	RIP9800

3HE Shelf




The kit includes screws for mounting
Material: Steel triated with epoxy powder paint and have a textured finish-colour RAL7030
Max load carrying capacity:

Depth 260: 35kg (evenly distributed)
Depth 360: 35kg (evenly distributed)
Depth 460: 35kg (evenly distributed)

D	Code
260	122.063
360	122.064
460	122.065

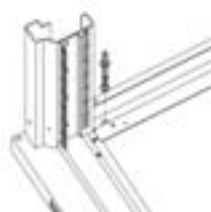
Cabinet coupling bracket



The kit includes screws for mounting
Material: Aluzinc

Code
ACC9001

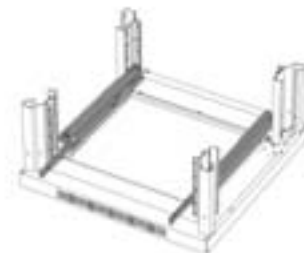
Floor-fixing kit



The kit includes 4 dowels

Code
AKW0018

Telescopic slides (pair)



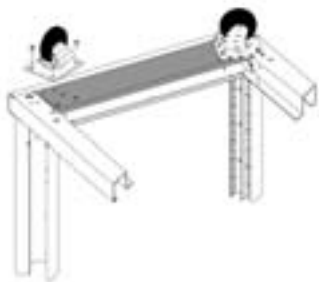
The kit includes screws for mounting
Material: Aluzinc

Max load carrying capacity: 50kg
Extension length 75%
Spacing between the two slides: 424 mm

D	Code
600	GUT9600
800	GUT9800

COMPLEMENTS AND ACCESSORIES

Crosspiece with castors



The kit includes screws for mounting

KIT ASSEMBLY

	Code
2 SWIVEL CASTORS D.50	AKW0004
2 STOP SWIVEL CASTORS D.50	AKW0005
2 SWIVEL CASTORS D.80	AKW0006
2 STOP SWIVEL CASTORS D.80	AKW0007

D.50 load-carrying capacity 70Kg each.*
D.80 load-carrying capacity 100Kg each.*

* Total load-carrying capacity is the indicated load capacity multiplied by 3, as the load is never distributed evenly on each castor (see floor unevenness)

Slotted cable ducts and brackets



Kit for slotted cable duct bracket

The kit includes:

- 1 Bracket
- 1 M6 screw
- 1 M6 cage nut (1,7-2,5mm thick)
- 1 M4 three-lobed screw
- 1 Plane washer with M4 screws

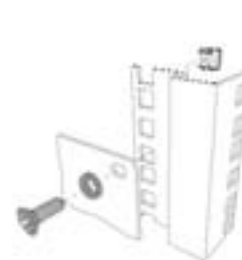
Sold in 10-kit packages

Code
AKW0001

Slotted cable ducts

Code	Sizes
IBO 00831	60x40x2000
IBO 02577	25x60x2000
IBO 02580	40x60x2000

Fastening kit



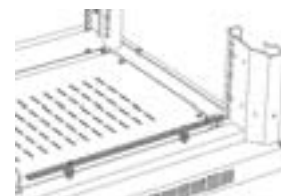
The kit includes.

- 1 Countersunk screw M6x16
- 1 chromium- plated washer
- 1 M6 cage nut (1.7-2.5 mm thick)

Sold in 50-kit packages

Code
081.003 B

Grounding bar



The kit includes.

- 1 grounding bar (copper, 48mm² section with 15 MS holes)
- 2 insulators
- screws for mounting

Code
AKW0002

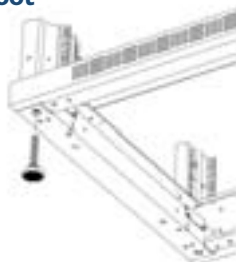
Adhesive document pocket



Material: PS
Colour: Grey

Code
TAD4001

M10 Adjustable levelling foot



The kit includes 4 adjustable levelling feet

Code
PID9001

M10 Lifting eye



The kit includes 4 lifting eyes

Code
483.050

IHE Light bulb kit



The kit includes screws for mounting

Code
AKW0019



OMP Mechtron srl

Via Spinelli 23/29
Arcore 20043 (Milano) Italy
tel. +39.039.6182301
fax. +39.039.6013208
info@ompmechtron.it
www.ompmechtron.it
www.ompmechtron.com